



## OJAI VALLEY SANITARY DISTRICT

A Public Agency

1072 Tico Road, Ojai, California 93023

(805) 646-5548 • FAX (805) 640-0842

[www.ojaisan.org](http://www.ojaisan.org)

January 18, 2023

Board of Directors  
Ojai Valley Sanitary District  
Ojai, CA 93023

### MONTHLY INVESTMENT REPORT

This Investment Report only covers the District's funds managed by PFM Asset Management, LLC/CAMP. The other funds are in banks or other Agencies and are invested in accordance with their policies. The funds at PFM/CAMP are invested in accordance with our Investment Policy and are the subject of this monthly report.

These Investments are held in a CAMP Managed Account, managed by PFM. This Managed Account includes investments in corporate bonds, US Government, and US Agency bonds. This Account is invested in issues tied to the District's investment goals over time for projects in the Collection System and Treatment Plant. This fund has a management fee which is deducted from the account balance and is reflected in all calculations and comparisons.

The balance in all District Bank accounts follows:

CAMP Pool	\$406,015.50
CAMP/PFM Managed Account	\$18,074,404.08
Bank of the Sierra-Savings	\$215,195.54
Bank of the Sierra- Savings (online payments)	\$50.00
Bank of the Sierra-Checking	\$127,814.86
Ventura County	\$5,346,734.48
LAIF	\$294,582.05

The market value of the funds in the CAMP/PFM Accounts as of December 31, 2022 was \$18,480,419.58.

If you have any comments or questions on this information report, please contact me at 646-5548.

Jeff Palmer  
General Manager



**Account Statement - Transaction Summary**

For the Month Ending **December 31, 2022**

Ojai Valley Sanitary District - Ojai Valley Sanitary District - 6079-01


CAMP Pool	
Opening Market Value	433,347.29
Purchases	1,309,354.50
Redemptions	(1,336,686.29)
Unsettled Trades	0.00
Change in Value	0.00

<b>Closing Market Value</b>	<b>\$406,015.50</b>
Cash Dividends and Income	507.94

CAMP Managed Account	
Opening Market Value	18,448,203.80
Purchases	930,507.81
Redemptions	(1,288,474.96)
Unsettled Trades	0.00
Change in Value	(15,832.57)

<b>Closing Market Value</b>	<b>\$18,074,404.08</b>
Cash Dividends and Income	(98,266.54)

Asset Summary	December 31, 2022	November 30, 2022
<b>CAMP Pool</b>	<b>406,015.50</b>	<b>433,347.29</b>
<b>CAMP Managed Account</b>	<b>18,074,404.08</b>	<b>18,448,203.80</b>
<b>Total</b>	<b>\$18,480,419.58</b>	<b>\$18,881,551.09</b>





**Managed Account Summary Statement**

For the Month Ending December 31, 2022

**Ojai Valley Sanitary District - Ojai Valley Sanitary District - 6079-01 - (12516432)**

Transaction Summary - Money Market		Transaction Summary - Managed Account		Account Total	
Opening Market Value	\$433,347.29	Opening Market Value	\$18,448,203.80	Opening Market Value	\$18,881,551.09
Purchases	1,309,354.50	Maturities/Calls	(73,246.44)		
Redemptions	(1,336,686.29)	Principal Dispositions	(1,215,228.52)		
		Principal Acquisitions	930,507.81		
		Unsettled Trades	0.00		
		Change in Current Value	(15,832.57)		
Closing Market Value	\$406,015.50	Closing Market Value	\$18,074,404.08	Closing Market Value	\$18,480,419.58
Dividend	507.84				

Earnings Reconciliation (Cash Basis) - Managed Account		Cash Balance	
Interest/Dividends/Coupons Received	33,117.34	Closing Cash Balance	\$0.00
Less Purchased Interest Related to Interest/Coupons	(1,215.47)		
Plus Net Realized Gains/Losses	(130,168.41)		
<b>Total Cash Basis Earnings</b>	<b>(\$98,266.54)</b>		

Earnings Reconciliation (Accrual Basis)			Cash Transactions Summary- Managed Account	
	Managed Account	Total		
Ending Amortized Value of Securities	19,295,082.03	19,701,097.53	Maturities/Calls	0.00
Ending Accrued Interest	38,270.36	38,270.36	Sale Proceeds	1,225,527.44
Plus Proceeds from Sales	1,225,527.44	2,562,213.73	Coupon/Interest/Dividend Income	22,818.42
Plus Proceeds of Maturities/Calls/Principal Payments	73,246.44	73,246.44	Principal Payments	73,246.44
Plus Coupons/Dividends Received	22,818.42	22,818.42	Security Purchases	(931,723.28)
Less Cost of New Purchases	(931,723.28)	(2,241,077.78)	Net Cash Contribution	(389,869.02)
Less Beginning Amortized Value of Securities	(19,738,084.82)	(20,171,432.11)	Reconciling Transactions	0.00
Less Beginning Accrued Interest	(52,048.19)	(52,048.19)		
Dividends	0.00	507.84		
<b>Total Accrual Basis Earnings</b>	<b>(\$66,911.60)</b>	<b>(\$66,403.76)</b>		



**Portfolio Summary and Statistics**

For the Month Ending December 31, 2022

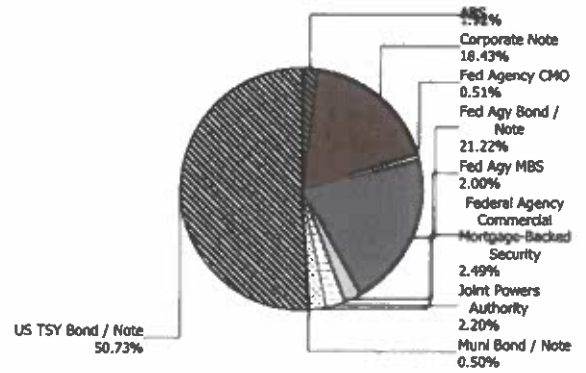
Ojai Valley Sanitary District - Ojai Valley Sanitary District - 6079-01 - (12516432)

**Account Summary**

Description	Par Value	Market Value	Percent
U.S. Treasury Bond / Note	10,410,000.00	9,374,953.06	50.73
Municipal Bond / Note	100,000.00	92,026.60	0.50
Federal Agency Mortgage-Backed Security	382,773.64	369,684.14	2.00
Federal Agency Commercial Mortgage-Backed Security	464,669.18	459,948.31	2.49
Federal Agency Collateralized Mortgage Obligation	98,927.98	94,106.10	0.51
Federal Agency Bond / Note	4,210,000.00	3,921,466.40	21.22
Corporate Note	3,555,000.00	3,406,505.50	18.43
Asset-Backed Security	358,988.34	355,713.97	1.92
<b>Managed Account Sub-Total</b>	<b>19,580,359.14</b>	<b>18,074,404.08</b>	<b>97.80%</b>
Accrued Interest		38,270.36	
<b>Total Portfolio</b>	<b>19,580,359.14</b>	<b>18,112,674.44</b>	
CAMP Pool	406,015.50	406,015.50	2.20
<b>Total Investments</b>	<b>19,986,374.64</b>	<b>18,518,689.94</b>	<b>100.00%</b>

Unsettled Trades 0.00 0.00

**Sector Allocation**



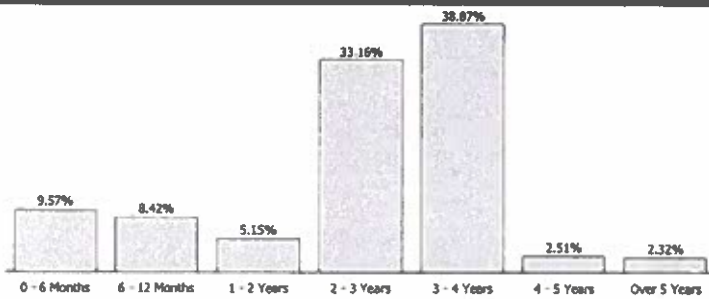


### Portfolio Summary and Statistics

For the Month Ending December 31, 2022

Ojai Valley Sanitary District - Ojai Valley Sanitary District - 6079-01 - (12516432)

Maturity Distribution



Characteristics

Yield to Maturity at Cost	1.50%
Yield to Maturity at Market	4.35%
Weighted Average Days to Maturity	972



**Managed Account Issuer Summary**

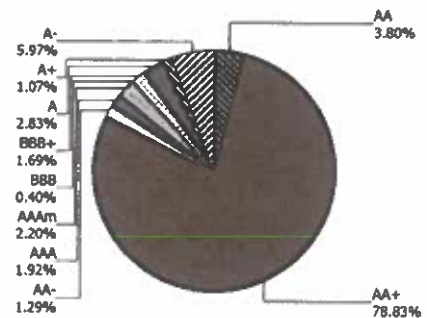
For the Month Ending **December 31, 2022**

Ojai Valley Sanitary District - Ojai Valley Sanitary District - 6079-01 - (12516432)

**Issuer Summary**

Issuer	Market Value of Holdings	Percent
ABBOTT LABORATORIES	147,222.90	0.80
AMAZON.COM INC	254,586.44	1.38
AMERICAN EXPRESS CO	47,207.40	0.26
APPLE INC	346,993.85	1.88
BANK OF AMERICA CO	284,530.35	1.54
BERKSHIRE HATHAWAY INC	276,434.10	1.50
CALIFORNIA STATE UNIVERSITY	53,565.00	0.29
CAMP Pool	406,015.50	2.20
CARMAX AUTO OWNER TRUST	60,263.88	0.33
CATERPILLAR INC	135,342.15	0.73
CINTAS CORPORATION NO. 2	43,571.21	0.24
CITIGROUP INC	148,762.81	0.80
DEERE & COMPANY	55,948.02	0.30
FANNIE MAE	838,681.77	4.54
FEDERAL HOME LOAN BANKS	1,302,099.05	7.04
FREDDIE MAC	2,704,424.13	14.62
GENERAL DYNAMICS CORP	145,938.30	0.79
GM FINANCIAL CONSUMER AUTOMOBILE TRUST	117,957.26	0.64
HOME DEPOT INC	14,351.49	0.08
JP MORGAN CHASE & CO	290,220.85	1.57
MORGAN STANLEY	130,359.18	0.71
NATIONAL RURAL UTILITIES CO FINANCE CORP	33,683.37	0.18
PACCAR FINANCIAL CORP	94,041.80	0.51
STATE OF CONNECTICUT	38,461.60	0.21
TARGET CORP	22,676.33	0.12
THE BANK OF NEW YORK MELLON CORPORATION	294,124.03	1.59
THE WALT DISNEY CORPORATION	190,629.60	1.03
TOYOTA MOTOR CORP	252,726.93	1.37
TRUIST FIN CORP	174,153.70	0.94
UNITED STATES TREASURY	9,374,953.06	50.72
UNITEDHEALTH GROUP INC	29,010.84	0.16
WAL-MART STORES INC	171,482.68	0.93

**Credit Quality (S&P Ratings)**





**Managed Account Issuer Summary**

For the Month Ending **December 31, 2022**

Ojai Valley Sanitary District - Ojai Valley Sanitary District - 6079-01 - (12516432)

<b>Total</b>	<b>\$18,480,419.58</b>	<b>100.00%</b>
--------------	------------------------	----------------